

(636) 343-9700

www.sflcrane.com

Model AM

CHESTER HOIST

Jib Crane Design Army Type Trolley Hoist

Chester's Model AM provides the ideal combination of light weight and versatility in an economically priced army type manual chain hoist. With capacities from one quarter to five tons, the beam-mounted Model AM is compact and built to last under heavy use in a full range of cargo and material movement applications. With Chester's legendary designed-in strength, reliability and durability, each Model AM hoist is made in America and tested to ANSI B 30.16 specifications. Plus they're available fast through the Chester Quick Shipment Program.

Model AM Features

- Lightweight, compact
- Metric capacity
- Steel construction with heat treated load bearing components
- Steel gear and handwheel covers for impact resistance and durability
- Alloy steel heat treated load chain
- Forged steel hooks
- 4-to-1 design factor
- Simple assembly and low maintenance
- Tested to 125% of capacity before shipment
- Efficient, durable, replaceable components
- Excellent headroom
- Ball bearing fully machined wheels

Options

- Chain container
- Drop stops/bumpers
- Zinc plated load and hand chain
- Available for patented track and special beams
- Load limiter



1/4 through 1
metric ton



2 metric ton



3 metric ton



5 metric ton





Specifications

Chester Model AM

1/4, 1/2 and 1 metric ton

This unit is adjustable from 2-5/8" to 4-5/8" S beam flange width

A	B	C	D	E	F	G	H	I
11-1/16"	11-1/4"	5-15/16"	3-15/16"	3/4"	2-13/16"	4-7/8"	2-1/16"	4-1/4"
J	K	L	M	N	O	P	Q	R
4"	2-7/8"	7/8"	6-1/2"	2-1/2"	2-13/16"	1-1/16"	7/8"	4-3/4"

* For plain units "I" is the same for both sides of unit

2 metric ton

This unit is adjustable from 3" to 5-1/2" S beam flange width

A	B	C	D	E	F	G	H	I
13-11/16"	12-3/4"	6-7/8"	4-11/16"	1"	3-1/4"	5"	2"	5-7/16"
J	K	L	M	N	O	P	Q	R
5"	3-3/4"	1-1/16"	6-1/2"	2-1/2"	2-13/16"	1"	1"	4-3/16"

* For plain units "I" is the same for both sides of unit

3 metric ton

This unit is adjustable from 3-3/8" to 6" S beam flange width

A	B	C	D	E	F	G	H	I
15-5/8"	14"	7-1/2"	5-9/16"	1-1/8"	4-1/8"	7-1/2"	2-1/4"	5-1/2"
J	K	L	M	N	O	P	Q	R
6"	4-1/2"	1-1/8"	6-1/2"	2-1/2"	2-13/16"	1-1/16"	1-1/8"	7"

* For plain units "I" is the same for both sides of unit

5 metric ton

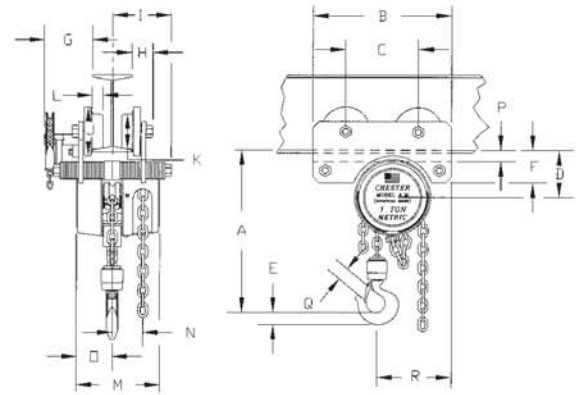
This unit is adjustable from 4" to 6-1/4" S beam flange width

A	B	C	D	E	F	G	H	I
18-5/16"	17-9/16"	8-3/16"	2-13/16"	1-7/16"	2-1/2"	6-13/16"	2-5/8"	5-7/16"
J	K	L	M	N	O	P	Q	R
6-11/32"	4-3/4"	1"	1-1/4"	3-1/8"	5-7/8"	7/8"	1-3/8"	9-3/16"

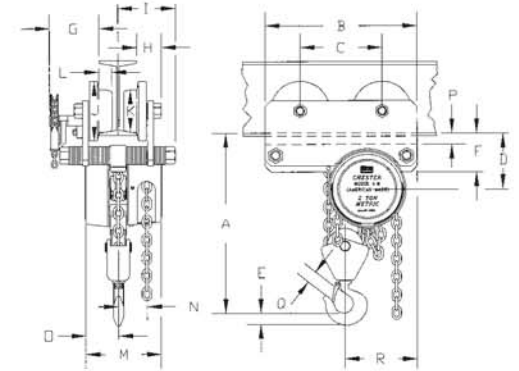
* For plain units "I" is the same for both sides of unit

CATALOG # PLAIN GEARED	1151-1/4, 1/2 N/A	1151-1 1152-1	1151-2 1152-2	1151-3 1152-3	1151-5 1152-5
CAPACITY IN METRIC TONS	1	1	2	3	5
STANDARD LIFT	10'	10'	10'	10'	10'
APPROX. WEIGHT.	90#	90#	105#	125#	#160
ADD FOR EACH ADDITIONAL FOOT OF LIFT OVER 10'	1.2#	1.2#	1.8#	2.5#	3.6#
HAND CHAIN PULL	64#	64#	66#	68#	70#
HAND CHAIN OVERHAUL PER FOOT OF LIFT	44'	44'	88'	132'	220'

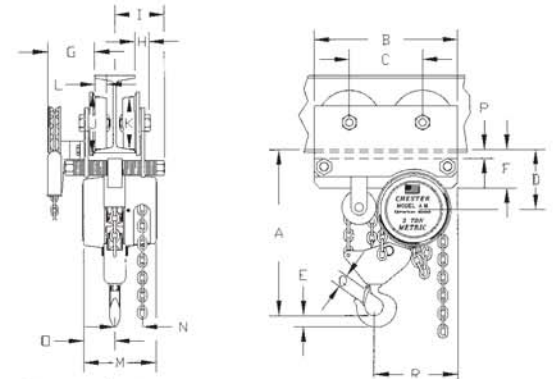
NOTE: Maximum lift available on all hoists is 30 ft.



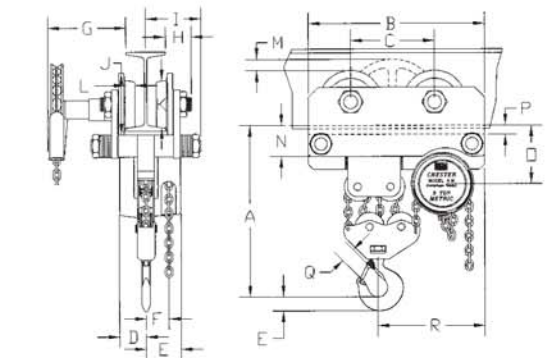
1/4 through 1 metric ton



2 metric ton



3 metric ton



5 metric ton

CHESTER HOIST

Chester Hoist, Inc. • 7573 State Route 45 • Lisbon, OH 44432

Phone (330) 424-7248 • Fax (330) 424-3126

www.chesterhoist.com